

SPAIN

2019 ANNUAL RESEARCH: KEY HIGHLIGHTS¹

GLOBAL DATA 2018



10.4%

Total GDP contribution



319 MN

Jobs globally (1 in 10 jobs)

While the global economy grew by 3.2%, **Travel & Tourism** grew significantly more at **3.9%**

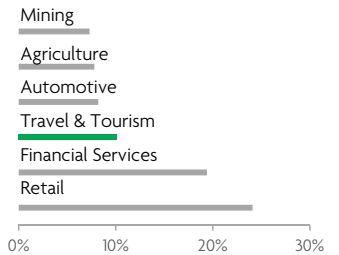
3.2%

3.9%

1 in 5 new jobs were created by Travel & Tourism over the last five years



Global GDP impact by sector (2016 data). Share of total economy GDP



SPAIN 2018 KEY DATA



CONTRIBUTION OF TRAVEL & TOURISM TO GDP

14.6% OF TOTAL ECONOMY

Total T&T GDP = EUR175.8BN (USD211.0BN)

+2.4%

2018 Travel & Tourism GDP growth



CONTRIBUTION OF TRAVEL & TOURISM TO EMPLOYMENT

2,831.5 JOBS (000's)

(14.7% of total employment)

3,434.1 JOBS (000's)

Expected in 2029



INTERNATIONAL VISITOR IMPACT

EUR68.4 BN

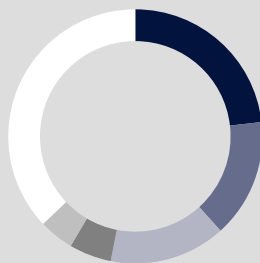
USD82.1BN in visitor spend
(16.6% of total exports)

85.0 MN

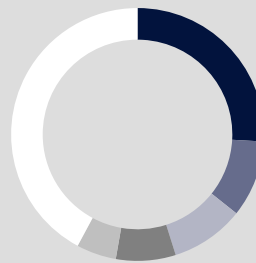
Expected international arrivals for 2019

INBOUND ARRIVALS

OUTBOUND DEPARTURES




- 1. UNITED KINGDOM **23%**
- 2. FRANCE **15%**
- 3. GERMANY **15%**
- 4. ITALY **5%**
- 5. NETHERLANDS **4%**
- REST OF WORLD **37%**



- 1. FRANCE **26%**
- 2. UNITED KINGDOM **10%**
- 3. ITALY **9%**
- 4. PORTUGAL **8%**
- 5. GERMANY **5%**
- REST OF WORLD **42%**

Note: Data are average shares over the 2015-2017 period
Source: Oxford Economics, national sources and UNWTO

SECTOR CHARACTERISTICS (2018)



¹All values are in constant 2018 prices & exchange rates
All forecasts WTTC and Oxford Economics